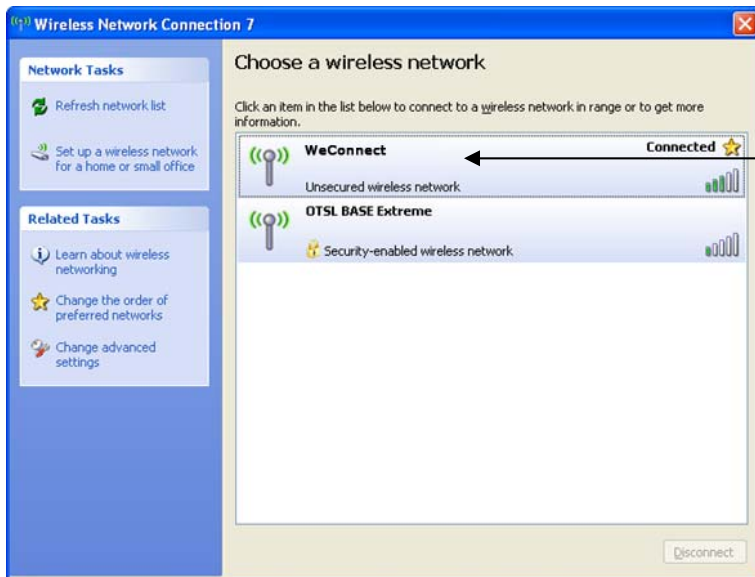




Dear Subscriber,

Thank you for choosing WeConnect hotspot Chaguaramas powered by pointHotspot.com. To log into your user account please follow the following steps.

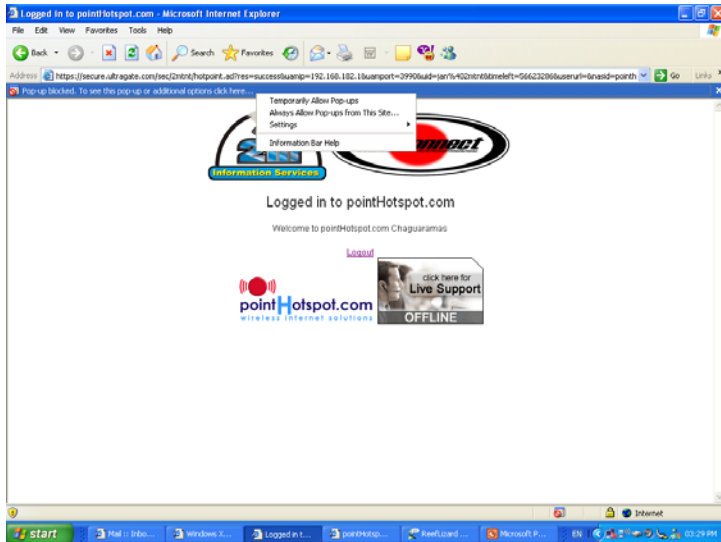


Connect to the wireless network WeConnect


then open your Internet browser



Your Internet browser will open the pointHotspot.com Login page. Enter your User name and the Password you received at 2M International Calling Center at Tropical Marine or via email or Life Support chat



If your pop-up Blocker is activated
Click on the information bar below the
address bar and choose
“always allow pop ups from this site “



Now a pop up window will appear,
Which will show you your remaining
time and also contains the link to
Logout and end your session.

Important:

In case the window with the
Logout was closed you can get
the link to Logout back by
simply typing “exit” in the
address bar of your Internet
browser.

Or visit

www.pointHotspot.com/support.php

and click on the Hotspot Logout
link